

MAZDA RACEWAY LAGUNA SECA CAMPING GUIDE



APPROXIMATE SIZE

XL = Extra Large - 39+ ft.
 L = Large - 33 to 38 ft.
 M = Medium - 28 to 32 ft.
 S = Small - 21 to 27 ft.
 XS = Extra Small - Under 20 ft.

NOTE: Overhang on rear axle may effect sizing.

H = Handicapped Site

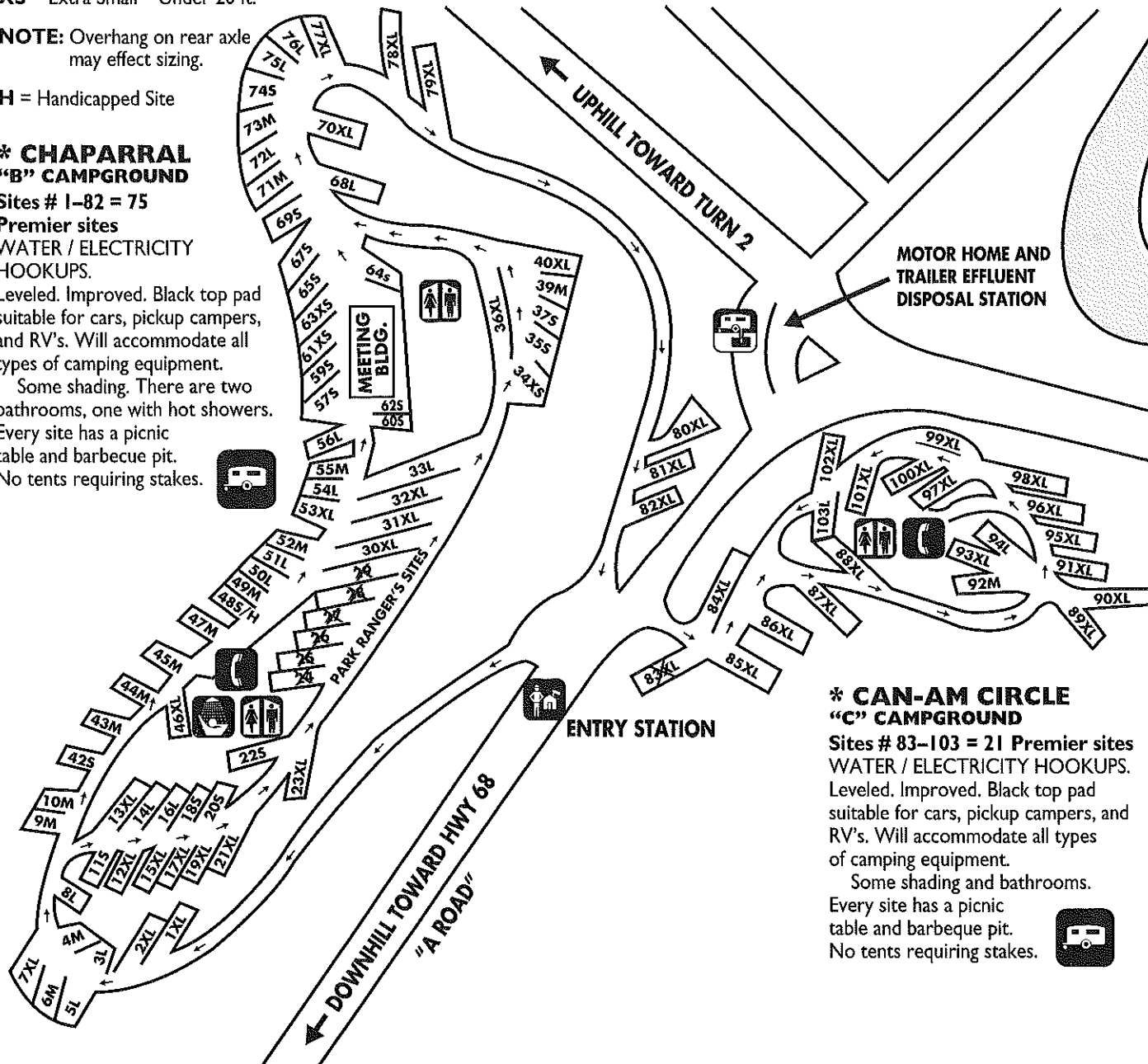
* CHAPARRAL "B" CAMPGROUND

Sites # 1-82 = 75

Premier sites
 WATER / ELECTRICITY
 HOOKUPS.

Leveled. Improved. Black top pad suitable for cars, pickup campers, and RV's. Will accommodate all types of camping equipment.

Some shading. There are two bathrooms, one with hot showers. Every site has a picnic table and barbecue pit. No tents requiring stakes.

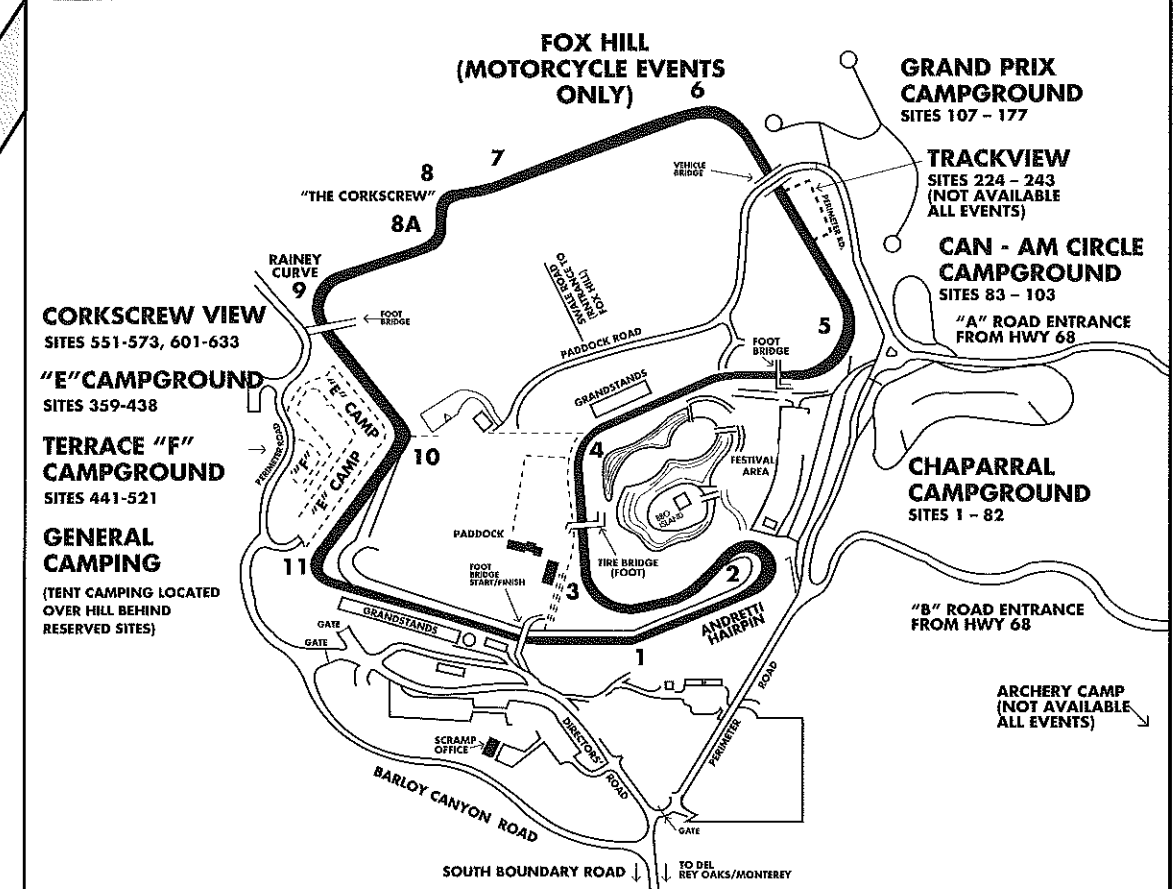


* CAN-AM CIRCLE "C" CAMPGROUND

Sites # 83-103 = 21 Premier sites

WATER / ELECTRICITY HOOKUPS. Leveled. Improved. Black top pad suitable for cars, pickup campers, and RV's. Will accommodate all types of camping equipment.

Some shading and bathrooms. Every site has a picnic table and barbecue pit. No tents requiring stakes.



APPROXIMATE SIZE

XL = Extra Large - 39+ ft.
 L = Large - 33 to 38 ft.
 M = Medium - 28 to 32 ft.
 S = Small - 21 to 27 ft.
 XS = Extra Small - Under 20 ft.

NOTE: Overhang on rear axle may effect sizing.

H = Handicapped Site.

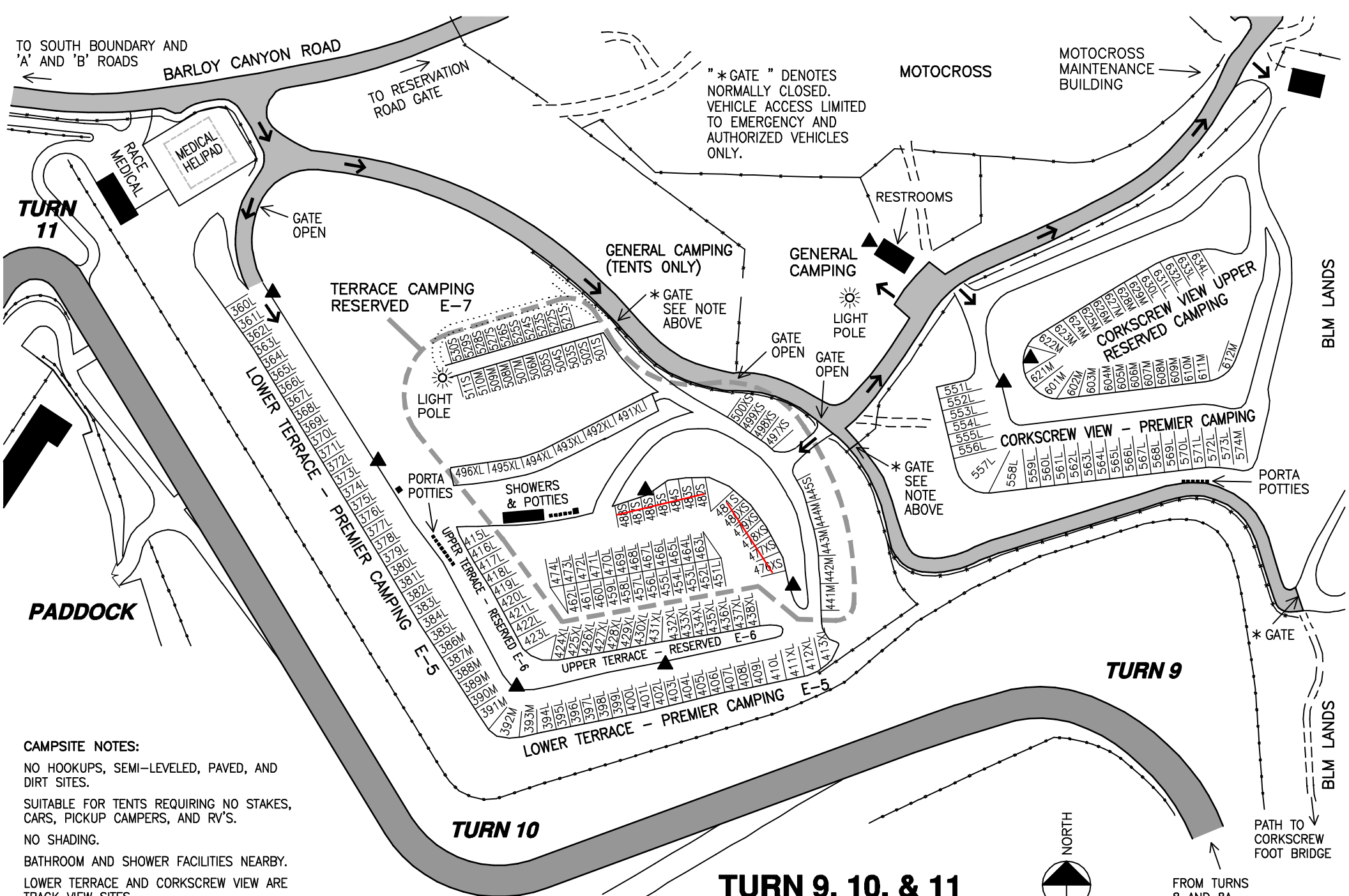
* GRAND PRIX "A" CAMPGROUND

Sites # 107-177 = 68 Premier sites
 NO HOOKUPS. Semi-leveled. Dirt top, suitable for tents requiring stakes, cars, pickup campers and RV's.

Some shading. Hot showers within walking distance, telephones, playground newspaper stand and periodic water points. Every site has a picnic table and barbecue pit.

● WATER POINTS

Campers may fill water tanks but must unhook as this is community water



CAMPSITE NOTES:

NO HOOKUPS, SEMI-LEVELLED, PAVED, AND DIRT SITES.

SUITABLE FOR TENTS REQUIRING NO STAKES, CARS, PICKUP CAMPERS, AND RV'S.

NO SHADING.

BATHROOM AND SHOWER FACILITIES NEARBY.

LOWER TERRACE AND CORKSCREW VIEW ARE TRACK VIEW SITES.

QUIET HOURS: 10:00 PM TO 7:00 AM

▲ = COMMUNAL WATER SOURCE

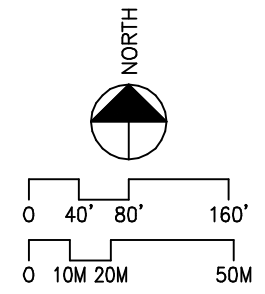
→ = INBOUND TRAFFIC DIRECTION AND CAMP AREA ACCESS LOCATIONS. BE ALERT FOR 2-WAY TRAFFIC. NARROW ROADS, WATCH FOR PEDESTRIANS. 5 MPH MAXIMUM. ALWAYS DRIVE SAFELY.

APPROXIMATE SITE SIZE IDENTIFIED BY LETTER DESIGNATION FOLLOWING THE SITE NUMBER

XL = EXTRA LARGE - 39+ FEET
 L = LARGE - 33 TO 38 FEET
 M = MEDIUM - 28 TO 32 FEET
 S = SMALL - 21 TO 27 FEET
 XS = EXTRA SMALL - UNDER 20 FEET

TURN 9, 10, & 11 CAMPGROUND SITE NUMBERS

MWO/SCRAMP/E-H-SITE160.DWG 2-23-11



FROM TURNS 8 AND 8A (THE CORKSCREW)